

TEACHER GUIDE

Trash Talk!

TO: Teachers

FROM: Rosemary Byrne, Executive Director, Clean Fairfax Council
12000 Government Center Parkway, Suite 467 • Fairfax, Virginia 22035
703-324-5471 • 703-324-3950 (fax) • www.cleanfairfaxcouncil.org


DATE: Winter 2007

The holiday season is almost here! Your classrooms are probably filled with anticipation. While your students are thinking about what they want and anticipating what they hope to get, this is a good time to discuss wants versus needs. It's also a great time to talk about selecting reused or reusable products, instead of brand-new or single-use items. For instance, purchasing rechargeable batteries, rather than disposables, is a simple, cost-effective, and waste-reducing habit.

Inside this Teacher Guide, you'll find an extension activity, as well as journal and reuse ideas that can be quickly implemented as daily work supplements to the proficiencies you teach every day. You'll also find Teacher Keys for the activities inside *Trash Talk!*

Activity	Subject Areas	Skills Addressed
"The Best Choice in Batteries"	<i>Math</i>	Interpreting a pictograph and answering questions based on data found in graph; Computation
	<i>Science</i>	Understanding that energy comes in different forms and can be changed from one form to another; Conducting a simple investigation to answer a question
"On Average"	<i>Math</i>	Organizing simple data set to answer question; Calculating average with currency
"Like, Whatever..."	<i>Science</i>	Categorizing items into groups; Understanding relation of components to whole; Comparing groups
"As the Saying Goes..."	<i>Language Arts</i>	Understanding the figurative use of words and phrases in common idioms
"Everything in its Place"	<i>Social Studies – Geography</i>	Using a diagram to demonstrate an understanding of the spatial organization of a place
"Framed & Fabulous"	<i>Art</i>	Using a selected media and understanding how it communicates ideas

Trash Talk! is produced locally to meet our needs in educating students about waste reduction and recycling. Please contact us with your suggestions or questions.



Reuse Ideas

Math

- Using the pictograph in “The Best Choice in Batteries,” sum the total number of batteries used by the six students. Then, calculate how many single-use batteries they would have needed to substitute for these rechargeables. What is the difference?
- In “On Average,” how much total did the girls spend on backpacks? If the sales tax rate is 6%, how much sales tax will be charged on the three backpacks?

Language Arts

- Find one declarative sentence and put a “D” next to it. Find one interrogative sentence and put “IN” next to it. Find one exclamatory sentence and put an “E” next to it. Find one imperative sentence and put “IM” next to it.
- Find and correct the errors in these sentences:
Do you thought i should bye this backpack
Mrs Smith wil repare the tare in my shert
- Write these words in **ABC** (alphabetical) order:
charger cable chemicals car controllers

Science


- In this group, cross out the word that does not belong:
laptop cell phone bicycle remote control

Social Studies

- Diagram the top of a surface, such as a desk, counter, or dresser, in your home.


Journal Writing Prompts

- List five gifts that cost no money which you could give to your Mom or Dad.
- Write about the three best things that happened to you this week.
- Imagine a conversation between yourself now and yourself as a 5-year-old. Write down the conversation. Make sure to punctuate it correctly.
- When I have a day off school, I like to...




Extension Activity:

Copy the blackline master on the next page for each student. (Remember to copy them onto the back of reused paper, if possible.) Provide copies of old magazines and newspapers to your students so they can look at ads to get ideas. Have the students cut out their ads, and create a bulletin board with their great sales pitches.



Buy better batteries!



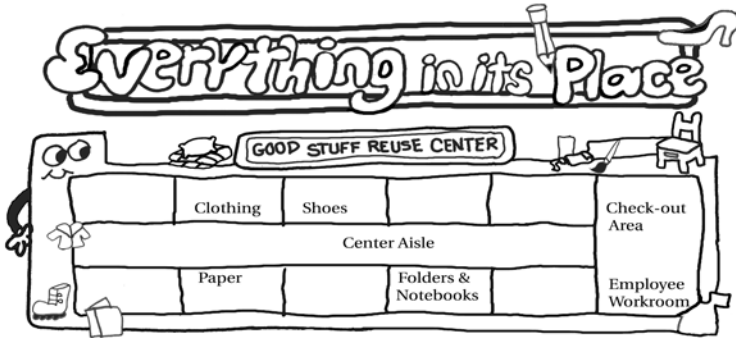
Instructions: Using the space below, create an ad that encourages people to buy rechargeable batteries. Make your ad as realistic as possible by creating a store name, address, hours of operation, and phone number. Include some cool facts about rechargeable batteries. Your words and graphics should be appealing, exciting, and colorful. Remember—you want to draw attention to your product and encourage people to buy it. Target your ad to customers who are around your own age.

NAME:

Teacher Keys

As the Saying Goes...

She can't understand the instructions.



The average price for a used backpack is **\$7.36**.


Manager's Office	Clothing	Shoes	Coats	Bedding	Furniture	Check-out Area
Center Aisle						
Writing Tools	Paper	Art Supplies	Folders & Notebooks	Computer Supplies	Computers	Employee Workroom

Like, Whatever...

Mend is to clothing as **repair** is to appliances.

Rent is to video store as borrow is to **library**.

Rechargeable is to batteries as refillable is to **containers, bottles, pens, pencils, etc.**



Junk food is to nutrition as **junk mail** is to correspondence.



1. Hunter
2. Hannah
3. 16 batteries
4. 700 single-use batteries
5. \$95.00
6. 1,000 single-use batteries
7. \$1,250.00
8. \$1,155.00